




















<b>Service Savings</b>	<b>Target £'000</b>	<b>Firm £'000</b>	<b>Forecast £'000</b>	<b>Target Met</b>		<b>Assessment</b>
Corporate Services	1,565	207	229	15%		RED
Education	314	194	314	100%		GREEN
Social Services	6,712	622	2,633	39%		RED
Poverty and Prevention Place	243	223	243	100%		GREEN
	3,418	2,283	2,807	82%		AMBER
	<b>12,252</b>	<b>3,529</b>	<b>6,226</b>	<b>51%</b>		RED

<b>Senior Staffing</b>	<b>Target £'000</b>	<b>Firm £'000</b>	<b>Forecast £'000</b>	<b>Target Met</b>		
Corporate Services	735	144	342	47%		RED
Education	98	98	98	100%		GREEN
Social Services	764	36	764	100%		GREEN
Poverty and Prevention Place	146	146	146	100%		GREEN
	722	626	702	97%		GREEN
	<b>2,465</b>	<b>1,050</b>	<b>2,052</b>	<b>83%</b>		AMBER

<b>Other savings</b>	<b>Target £'000</b>	<b>Firm £'000</b>	<b>Forecast £'000</b>	<b>Target Met</b>		
Council Tax (net)	3,263	1,893	3,263	100%		GREEN
Net levy savings	0	0	0	100%		GREEN
Reduced contingency fund	47	47	47	100%		GREEN
Use of Insurance Reserve	700	700	700	100%		GREEN
Use of General Reserves	0	0	0	100%		GREEN
	<b>4,010</b>	<b>2,640</b>	<b>4,010</b>	<b>100%</b>		GREEN

<b>GRAND TOTAL</b>	<b>18,727</b>	<b>7,218</b>	<b>12,288</b>	<b>66%</b>		RED
--------------------	---------------	--------------	---------------	------------	---	-----

<b>Classification</b>		Jun	Sept	Dec	Mar
<b>RED</b>	Forecast below target by	30%+	20%+	15%+	5%+
<b>AMBER</b>	Forecast below target by	15-30%	10-20%	5-15%	0-5%
<b>GREEN</b>	Forecast below target by	15%	10%	5%	0%